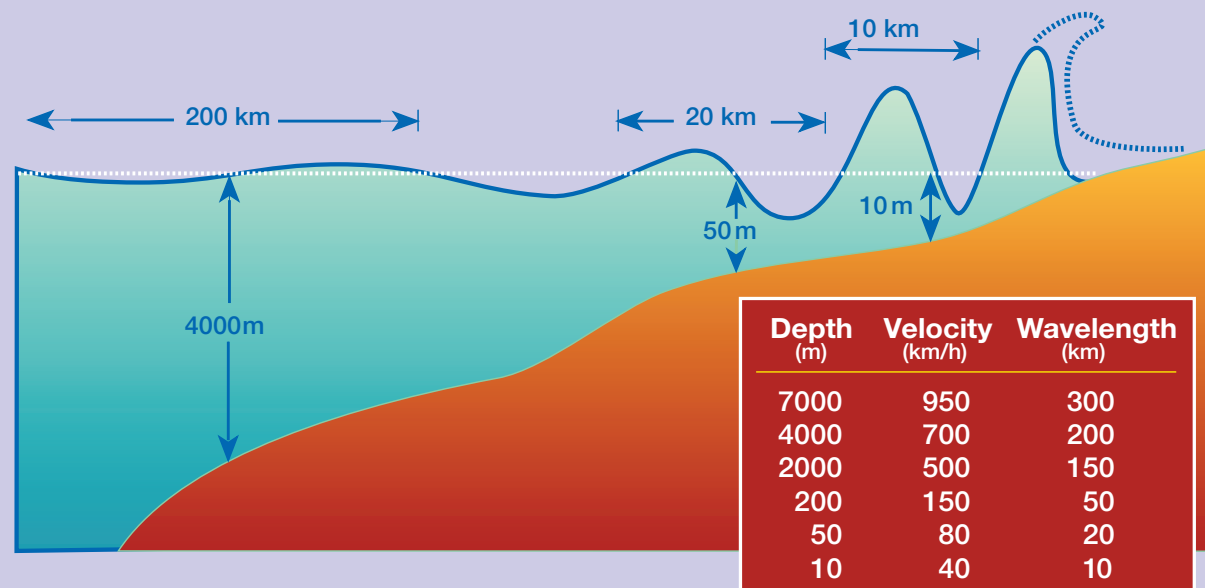


Tsunamis on the move...

Tsunamis slow down but grow in size as they come ashore.



Knowledge is Safety: Tsunami Warning Signs...

- A big earthquake is one of nature's warning signs. If you're at the beach and the ground shakes so hard you can't stand up, or it shakes for an unusually long time, a tsunami may have been generated.
- Tsunami may be preceded by a rapid fall in sea level as the ocean recedes, exposing reefs, rocks, and fish on the sea bottom. Tsunami often come ashore as a wall of water, and quickly flood inland.
- A loud roar like an oncoming train or jet aircraft may be heard as a tsunami rushes toward the coast.

What you should do...

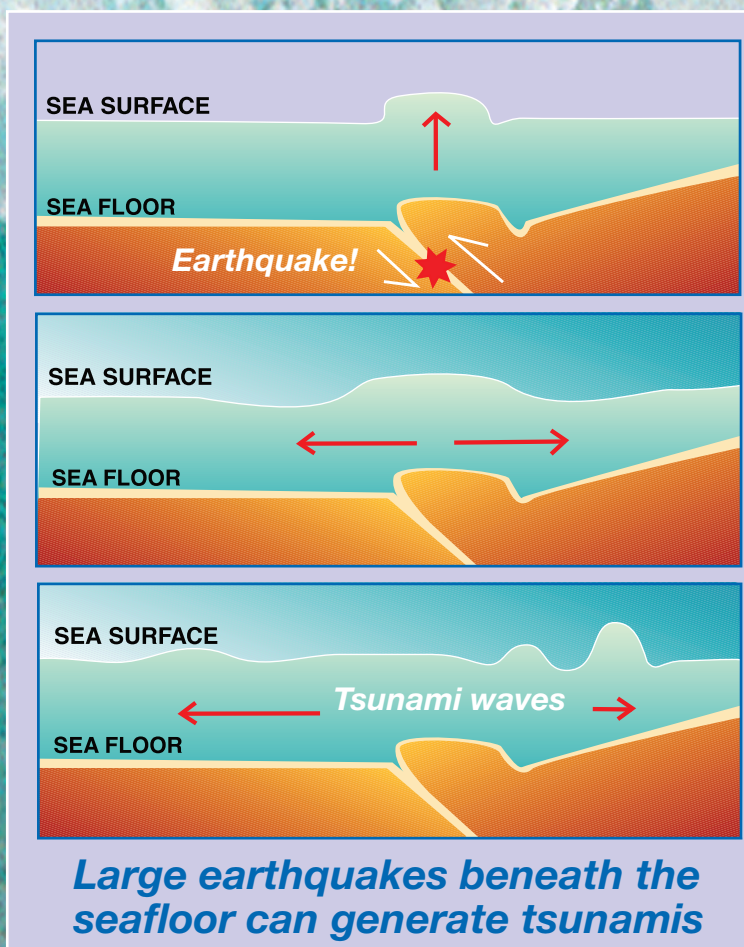
- After an earthquake, move quickly inland and to higher ground.
- Tsunami from a local earthquake can strike in minutes, and before a tsunami warning is announced. If you notice nature's tsunami warning signs, act immediately.
- Tsunami from distant locations can take up to 24 hours to cross an ocean basin. Tsunami warnings will be announced advising when coastal communities should evacuate to safe shelters.
- Learn to recognize nature's warnings. Heed official tsunami warnings.
- Stay away from rivers and streams. If you see a tsunami, you may not be able to outrun it. Look for a sturdy, multi-storied, reinforced concrete building and climb to its highest floor or the roof. If there is no time, climb up and cling to a strong tree.
- If you're swept up by a tsunami, look for something to help you stay afloat, and to protect you from dangerous floating debris like houses, cars, and trees.

Tsunamis...

- Are a series of long-wavelength, long-period ocean waves. They are not surfing waves.
- Come ashore for hours. The first wave may not be the largest.
- Are caused primarily by earthquakes occurring below or near the seafloor.
- Are less frequently caused by underwater volcanic eruptions, landslides, slumps, and meteorites.

Tsunamis...

- Travel at jet airliner speeds in the deep ocean, but the waves are only centimeters high and cannot be felt aboard ships.
- Slow down and grow in height tremendously upon entering shallow water.
- Can crest to 10-m high heights, strike with devastating force, and quickly flood all low-lying coastal areas.
- Threaten life and property.



For more information contact International Tsunami Information Center, Hawaii USA


E-mail: itic.tsunami@noaa.gov Web: <http://www.tsunamiwave.info>



United Nations
Educational, Scientific and
Cultural Organization



Intergovernmental
Oceanographic
Commission



National Oceanic
and Atmospheric
Administration



Servicio Hidrográfico y
Oceanográfico de la
Armada de Chile



The International
Tsunami Information
Center